



Years since establishment **63**



Ratio of R&D investment to net sales **7%**



Overseas contribution to consolidated net sales **75%**



Employees **29,000**



Subsidiaries **56**
(23 in Japan; 33 overseas)



Murata estimates its leading share of the world chip monolithic ceramic capacitor market at **35%**

Net sales

(FY)	(Billions of yen)
2002	394.9
2003	414.2
2004	424.4
2005	490.7
2006	566.8

Net income

(FY)	(Billions of yen)
2002	39.4
2003	48.5
2004	46.5
2005	58.4
2006	71.3

Total assets

(FY)	(Billions of yen)
2002	834.3
2003	844.1
2004	850.7
2005	909.6
2006	1,014.9



Proportion of production in Japan **80** %



Contribution of new products to consolidated net sales **38** %



Total products **300,000**

Murata by the Numbers

How many? How much?

A Group of 56 Companies, with a Staff of 29,000 Worldwide

Murata is global enterprise with operations spanning more than a dozen countries through 56 subsidiaries. Our total workforce is approximately 29,000, all working to play a part in the development of the electronics industries of their respective countries.

Based on the slogan "Murata Serves to Bring Joy to the Local Community," Murata aims, as a good corporate citizen, to contribute to all these countries and regions.

Europe

Net sales ¥ **70.4** billion

Subsidiaries **9**

Employees **332**

Asia

Net sales ¥ **305.6** billion

Subsidiaries **18**

Employees **9,315**

Japan

Net sales ¥ **142.6** billion

Subsidiaries **23**

Employees **19,289**

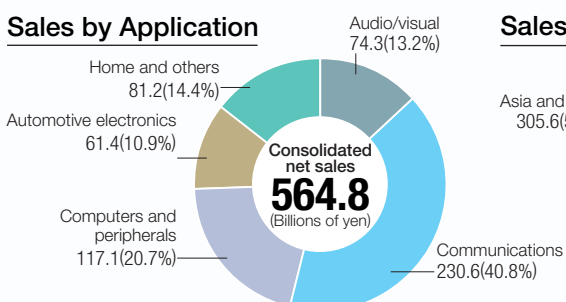
America

Net sales ¥ **46.1** billion

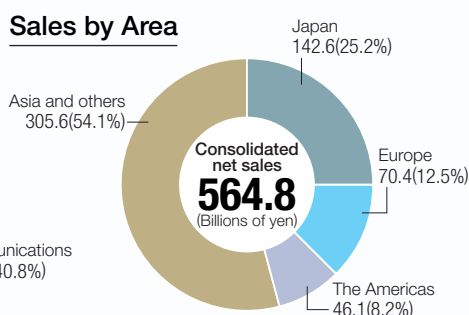
Subsidiaries **6**

Employees **456**

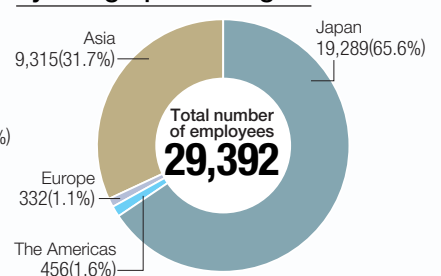
Sales by Application



Sales by Area



Number of Employees by Geographical Region



* Sales by application and area represent net sales of electronic components and related products.