

Earnings Release Conference First Quarter of FY2009 (April 1, 2009 to June 30, 2009)

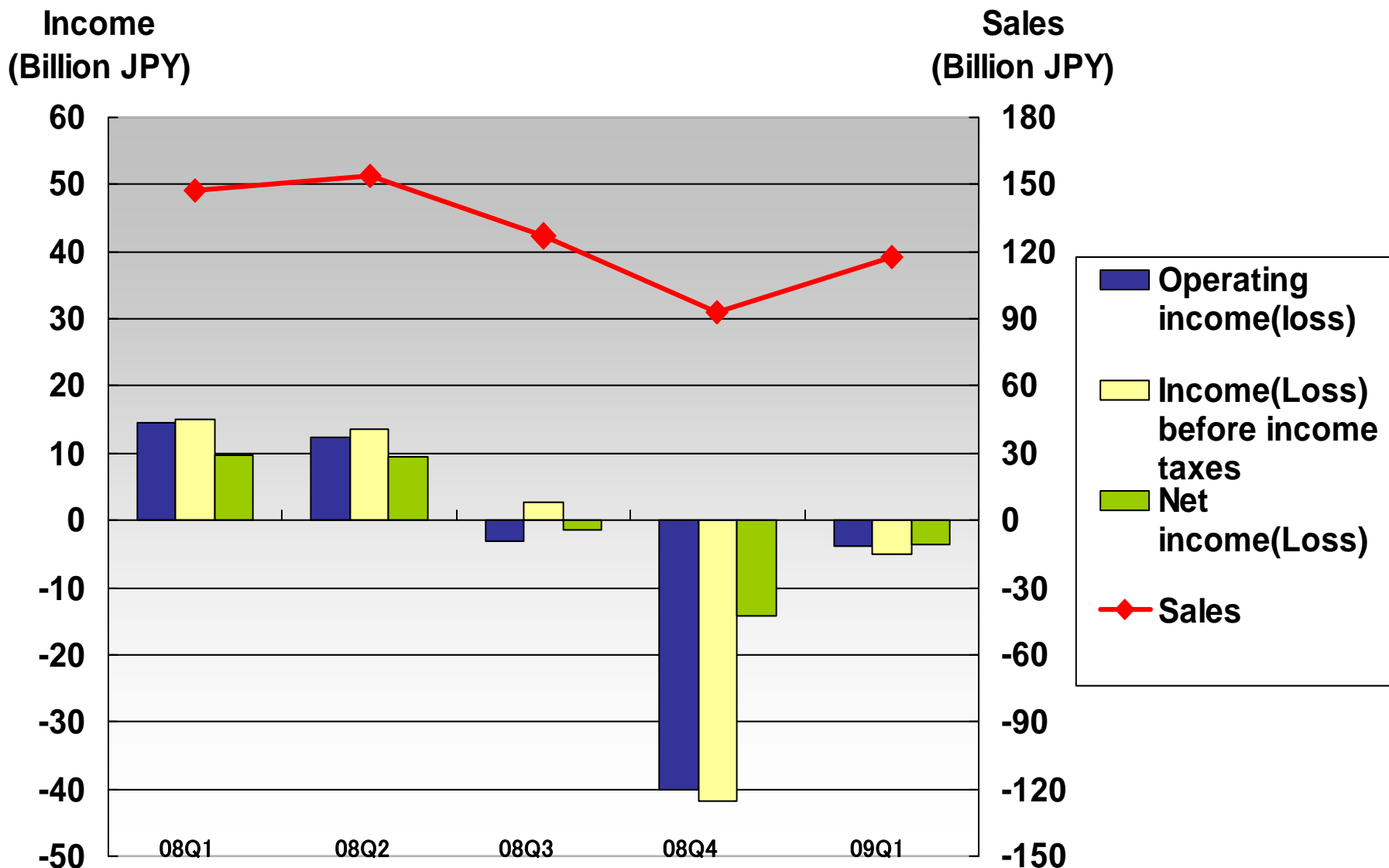


July 29, 2009
Murata Manufacturing Co., Ltd.

1. First Quarter of FY2009

From April 1, 2009 to June 30, 2009
Consolidated basis

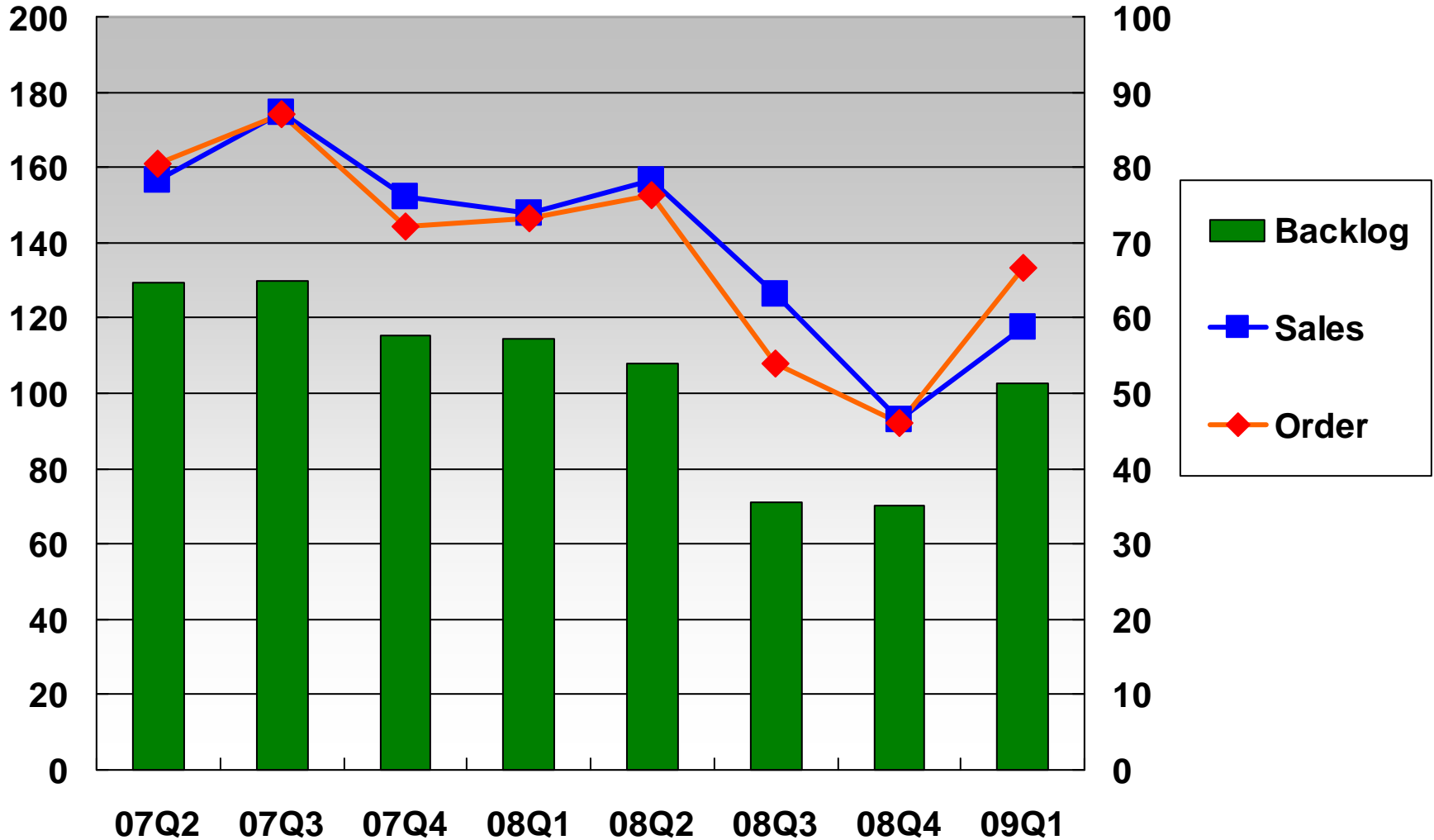
Financial Results



Sales, Order, and Backlog

Sales, Order
(Billion JPY)

Backlog
(Billion JPY)



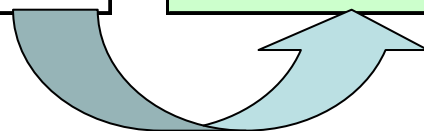
Reclassification of Product Category

<Old>

	09Q1
	(B JPY)
Capacitors	38
Piezoelectric Components	18
Microwave Devices	29
Module Products	13
Other Products	19
Total	117

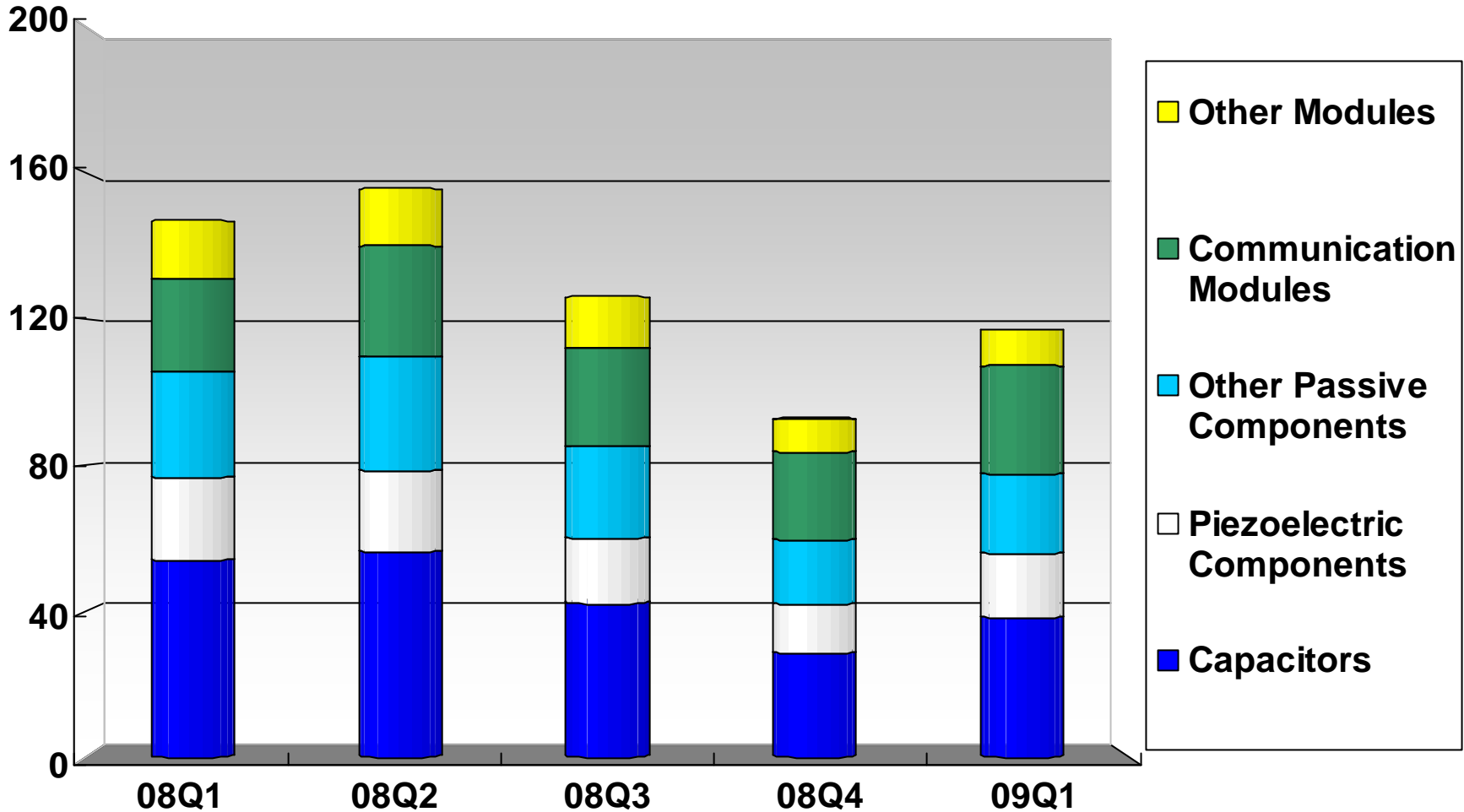
<New>

		09Q1
		(B JPY)
Passive Components Total	Capacitors	38
	Piezoelectric Components	18
	Other Passive Components	22
Modules Total	Communication Modules	30
	Other Modules	10
Total		117



Sales by Product

(Billion JPY)



Sales by Product

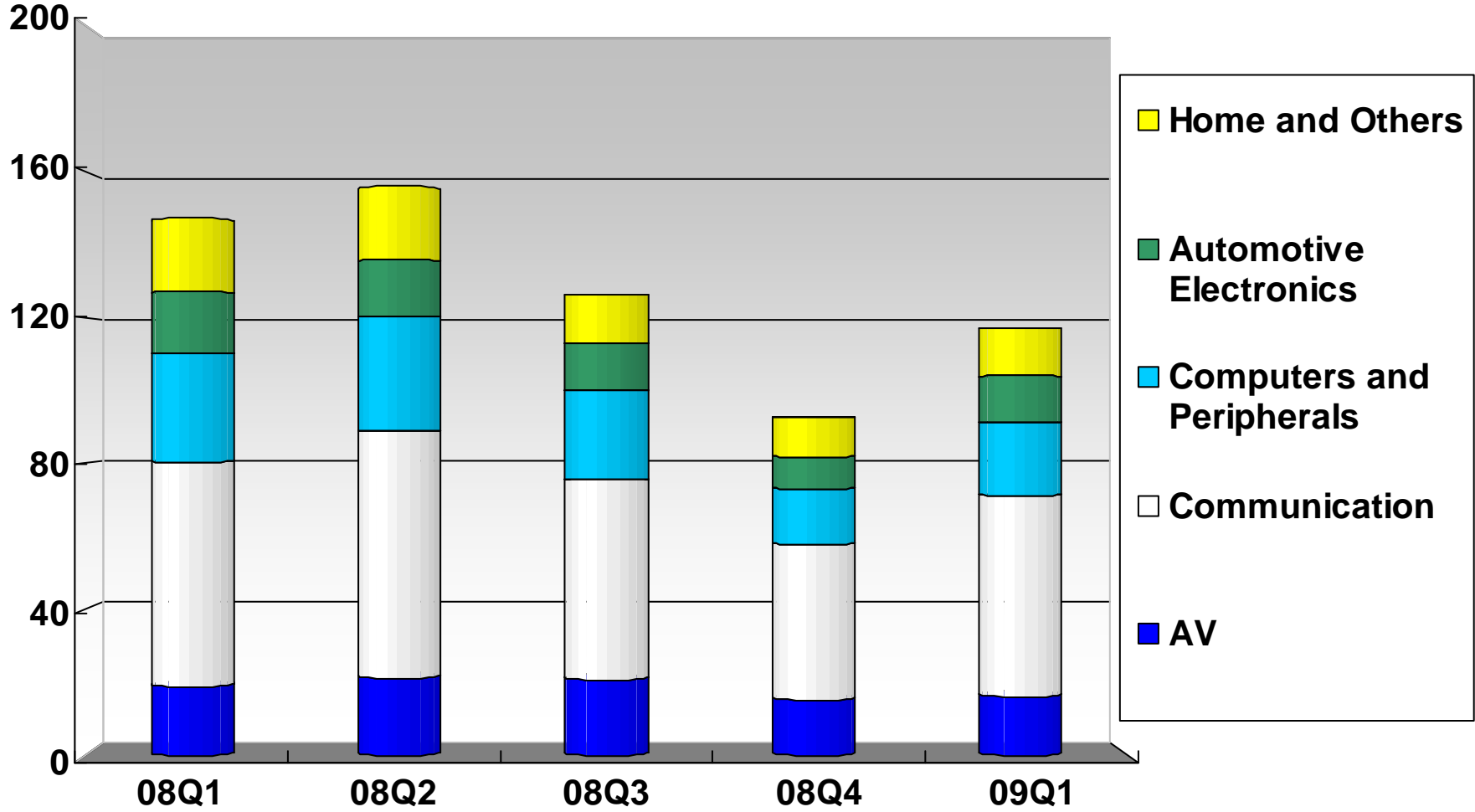
	08Q1		09Q1		Change	
	(B JPY)	(%)	(B JPY)	(%)	(B JPY)	(%)
Capacitors	54	36.6	38	32.6	-16	-29.1
Piezoelectric Components	23	15.4	18	15.0	-5	-22.6
Other Passive Components	29	19.9	22	18.6	-8	-25.7
Communication Modules	25	17.2	30	25.4	4	+17.5
Other Modules	16	10.9	10	8.4	-6	-38.4
Net sales	147	100.0	117	100.0	-30	-20.4

Sales by Product

<p>Capacitors (-29.1%)</p>	<ul style="list-style-type: none"> • Monolithic ceramic capacitors...decreased largely in all applications (Sales quantity of large-capacitance capacitors increased) • Application-specific capacitors...dropped heavily for computers and peripheral equipment
<p>Piezoelectric Components (-22.6%)</p>	<ul style="list-style-type: none"> • SAW filters...decreased for communication equipment (increased in sales quantity) • Ceramic resonators, Ceramic filters...decreased significantly for automotive electronics • Piezoelectric sensors...dropped largely for HDD, automotive electronics
<p>Other Passive Components (-25.7%)</p>	<ul style="list-style-type: none"> • EMI suppression filters...decreased heavily for AV equipment, computers and peripheral equipment • Chip coils...decreased for communication equipment (increased in sales quantity)
<p>Communication Modules (+ 17.5%)</p>	<ul style="list-style-type: none"> • Short-range wireless communication modules...sales of Wireless LAN modules increased largely • Multilayer ceramic devices and Circuit module product line...sales of terrestrial digital tuners for mobile phones and sales of modules for communication equipment dropped sharply
<p>Other Modules (-38.4%)</p>	<ul style="list-style-type: none"> • Power supplies...decreased largely for AV equipment and computers and peripheral equipment

Sales by Application

(Billion JPY)



Sales by Application

	08Q1		09Q1		Change	
	(B JPY)	(%)	(B JPY)	(%)	(B JPY)	(%)
AV	19	12.8	16	13.6	-3	-15.1
Communication	62	41.8	55	47.1	-6	-10.4
Computers and Peripherals	30	20.4	20	17.3	-10	-32.5
Automotive Electronics	17	11.4	13	10.8	-4	-25.0
Home and Others	20	13.6	13	11.2	-7	-34.0
Net sales	147	100.0	117	100.0	-30	-20.4

Sales by Application

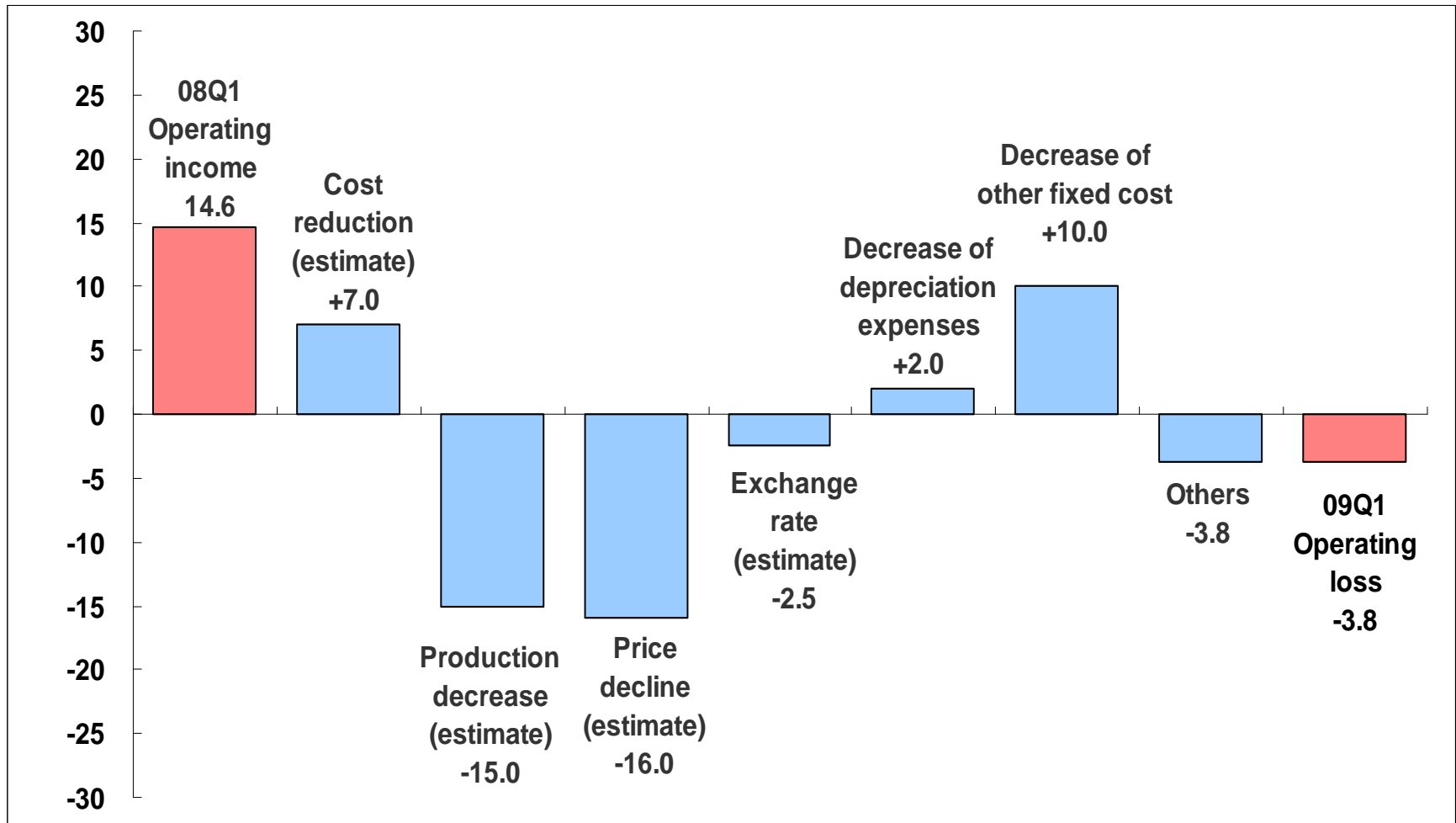
AV (-15.1%)	<ul style="list-style-type: none">• Decreased heavily for flat panel TVs, DSCs and game consoles• Increased largely for portable audio players
Communication (-10.4%)	<ul style="list-style-type: none">• Sales of Wireless LAN modules increased largely for 3G mobile phones• Monolithic ceramic capacitors and SAW filters decreased heavily throughout the application
Computers and Peripherals (-32.5%)	<ul style="list-style-type: none">• Decreased heavily throughout the application
Automotive Electronics (-25.0%)	<ul style="list-style-type: none">• Decreased for car audio, car navigation, sonar, and RKE (remote keyless entry)

Financial Results Overview

	08Q1		09Q1		Change	
	(B JPY)	(%)	(B JPY)	(%)	(B JPY)	(%)
Net sales	148	100.0	118	100.0	-30	-20.4
Operating income (loss)	15	9.9	-4	-3.2	-18	—
Income(Loss) before income taxes	15	10.2	-5	-4.3	-20	—
Net income (loss)	10	6.5	-4	-3.1	-13	—

Breakdown of 08Q1 to 09Q1 Operating Income(Loss) Changes

(B JPY)



2. Projected financial results for FY2009

(from April 2009 to March 2010)

Order Backlog by Product

	As of March 31, 2009		As of June 30th, 2009		Change	
	(B JPY)	Turnover Month	(B JPY)	Turnover Month	(B JPY)	(%)
Capacitors	9	1.0	16	1.3	+7	+82.1
Piezoelectric Components	5	1.0	8	1.3	+3	+62.5
Other Passive Components	6	1.1	8	1.1	+2	+26.4
Communication Modules	13	1.6	16	1.6	+3	+25.3
Other Modules	2	0.7	3	1.0	+1	+51.6
Total	35	1.1	51	1.3	+16	+46.8

Projected Sales by Product

	2009Q1 (Apr-Jun, 2009)		2009Q2 (Jul-Sep, 2009)
	Order Actual	Sales Actual	Sales Projections (Growth Ratio against Q1)
	(B JPY)	(B JPY)	
Capacitors	46	38	+20%
Piezoelectric Components	20	18	+8%
Other Passive Components	23	22	+10%
Communication Modules	33	30	+10%
Other Modules	11	10	+5%
Total	133	117	+12.8%

Projected Financial Results for FY2009

	Previous (April, 2009)	Revised (July, 2009)			Previous (April, 2009)
	09F1 Projections	09Q1 Actual	09Q2 Projections	09F1 Projections	09F2 Projections
	(B JPY)	(B JPY)	(B JPY)	(B JPY)	(B JPY)
Net sales	235	118	133	250	255
Operating income (loss)	-8	-4	3	-1	0
Income(Loss) before income taxes	-6	-5	5	0	2
Net income (loss)	-3	-4	4	0	1

Projected Financial Results for FY2009

	09F1 Projections	09F2 Projections	FY2009 Projections
Depreciation and amortization	33.0 B JPY	37.0 B JPY	70.0 B JPY
R & D expenses	21.5 B JPY	21.5 B JPY	43.0 B JPY
Capital expenditures	12.0 B JPY	10.0 B JPY	22.0 B JPY
Average exchange rate (US\$)	95.0JPY/US\$ (09Q2)	95.0 JPY/US\$	

- These statements with respect to Murata's estimates, strategies, beliefs and other statements that are not historical facts are based on management's assumptions and beliefs in light of the information currently available to it and involve uncertainties. Therefore, you should not place undue reliance on them.
- Murata undertakes no obligation to update the information contained in any portion of these statements.